

Home Instruction Packet for Public Speaking

Mrs. Mooney

In this packet you will find all of the materials and assessments you need to complete assignments over the course of our school closure. All work should be emailed back to me completed thoroughly no later than 12:00 PM on the day the work was assigned. For those of you without any internet access, I will collect this work upon our return to school. All work will be graded and counted towards your marking period grade. For those of you who do have internet access at home, the assignments will be posted on the school web site.

Here is the schedule of due dates for each assignment:

Lesson 1 will be due on Monday by midnight the week it is assigned.

Lesson 2 will be due on Wednesday by midnight the week it is assigned.

Lesson 3 will be due on Friday by midnight the week it is assigned.

I am available to support you during the hours 7:50am-2:50 pm to answer any of your questions. I will be responding to your emails within the hour.

You contact me at KMooney@rpsd.org

Week 4

Lesson 1

Review the Slide Powerpoint regarding how to write a Rant. Think of possible rants you would write based on the material included in the Powerpoint. Now view the rants provided in the links found in the Powerpoint.

Lesson 2- Begin writing your rant. Review the attached rubric to be sure that you are following the guidelines.

Lesson 3- Finish writing your rant and email to me.

What are your pet peeves?
**WHAT THINGS REALLY
GRIND YOUR GEARS?**


1

What are your pet peeves?
**WHAT THINGS REALLY
GRIND YOUR GEARS?**
PICK ONE AND DO A QUICK-
WRITE: WHY DOES IT BOTHER
YOU? WHY IS IT SOMETHING
THAT NEEDS TO CHANGE?

2

**WHAT ARE THE
CHARACTERISTICS
OF A RANT?**

3




A rant can be just an
out of control and
aggressive ramble from
someone who is upset
about something.
That's NOT what we
are going to work on.

4

WHAT ARE THE
CHARACTERISTICS
OF A RANT?
RECORD IDEAS AS WE
WATCH THE RANTS


5

Rick Mercer



Mercer is a Canadian comedian and political satirist known for his rants.

6



LET'S WATCH SOME OF RICK'S RANTS


<https://www.youtube.com/watch?v=s2sXBo1L9Bk>

<https://www.youtube.com/watch?v=kixQi4HS0W8>

https://www.youtube.com/watch?v=CKtgHm_ygu0

<https://www.youtube.com/watch?v=F3UpaaiV2nU&index=6&list=RDt1Y7qpiu2RQ>

7



A rant is a monologue that is used to satirize some aspect of human nature that that speaker wants to criticize.

8

SATIRE:
A WORK THAT HOLDS UP HUMAN
VICES & FOLLIES FOR RIDICULE.

9



A rant allows the speaker to express his or her opinion about something using wit and humor. Often the ranter will use verbal irony to make a point.

10

VERBAL IRONY:
WHEN A SPEAKER'S WORDS ARE
DIFFERENT THAN THE INTENDED
MEANING.

11

VERBAL IRONY:
WHEN A SPEAKERS WORDS ARE
DIFFERENT THAN THE INTENDED
MEANING.


"I'm so excited to have three tests to study for. There was nothing else I wanted to do tonight."

12

VERBAL IRONY:
WHEN A SPEAKERS WORDS ARE DIFFERENT THAN THE INTENDED MEANING.


"Yeah, Quirrell was a great teacher. There was just that minor drawback of him having Lord Voldemort sticking out of the back of his head!"
~ *The Chamber of Secrets*, JK Rowling

13




A rant begins with a statement that focuses the speech, and ends with a statement or question that gives the listener something to think about.

14




WRITING YOUR RANT
Choose something humans do that you think should be changed or stopped.

15




WRITING YOUR RANT
For example:
texting and driving,
chewing loudly, etc.

16



WRITING YOUR RANT
Choose a topic about which you are passionate.

17



WRITING YOUR RANT
Choose a topic about which you are passionate.

18

What are your pet peeves?

WHAT THINGS REALLY GRIND YOUR GEARS?

LOOK BACK AT YOUR INITIAL QUICK-WRITE. NOW, WE'RE GOING TO USE THOSE IDEAS AS A BASIS FOR YOUR RANT.

19

What are your pet peeves?

WHAT THINGS REALLY GRIND YOUR GEARS?

What specific details and examples will you use to make your points?

20

**THINK OF SOMEONE
WHO HOLDS A DIFFERENT
VIEW ON THE MATTER**

21

**THINK OF SOMEONE
WHO HOLDS A DIFFERENT
VIEW ON THE MATTER**
How might they defend their
viewpoint?

22

**THINK OF SOMEONE
WHO HOLDS A DIFFERENT
VIEW ON THE MATTER**
How would you argue
against their points?

23

**HOW COULD YOU
USE VERBAL IRONY
TO ENHANCE YOUR POINTS?**

24

IT'S TIME TO WRITE
YOUR RANT

You will need to have:

1. A strong opening that focuses the rant.
2. A body that develops your points with details and examples.
3. Verbal irony
4. An effective closing that leaves the listener with something to think about.

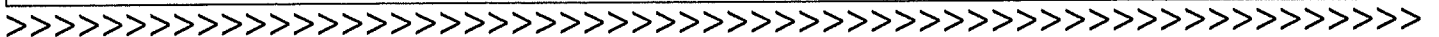


WRITING A RANT

Conclusion: How will you close your rant? What questions or ideas will you leave your listeners with? Experiment below:

NOW THAT YOU'VE COMPLETED YOUR OUTLINE:

1. Write your first draft of your speech. Your rant will need:
 - A strong opening that focuses the rant.
 - A body that develops your points with details and examples.
 - Verbal irony
 - An effective closing that leaves the listener with something to think about.
2. Remember to use powerful diction and verbal irony.
3. Practice delivering the rant. Remember to think about the tone and emotion you will convey, and about the body language you will use to emphasize your points.
4. Deliver your rant to a partner for feedback.



Examples of Rants:

<https://www.youtube.com/watch?v=sZsXBo1L9Bk>

<https://www.youtube.com/watch?v=kixQi4HS0W8>

https://www.youtube.com/watch?v=CKtqHm_ygu0

<https://www.youtube.com/watch?v=F3UpaaiV2nU&index=6&list=RDt1Y7qpiu2RQ>

What are your pet peeves?
WHAT THINGS REALLY GRIND YOUR GEARS?

Explain your pet peeve to a partner. Start with something like: *It really gets me when...*

Then, explain to them why this thing bothers you. Use at least three specific examples or details to show your dislike for it.

Make a point form list you can refer to as you explain.

When you explain it to your partner:

- ✓ maintain eye contact
- ✓ speak slowly and clearly
- ✓ use your voice for emphasis when appropriate

GIVE YOUR PARTNER THIS SHEET SO S/HE CAN GIVE YOU FEEDBACK AS YOU SPEAK:

CRITERIA	4	3	2	1
You explained your pet peeve with at least three examples				
Your explanation was clear and easy to follow				
Your volume was perfect—not too loud, not too soft				
Your pace was perfect –not too fast, not too slow				
You used your voice for emphasis				
You maintained eye contact throughout your speech				

- 4 – consistently – it was perfect all the way through
- 3 – most of the time – you had one or two slips but it was mostly great
- 2 – sometimes – you made an effort but need to be more attentive
- 1 – almost never – keep working on it

WRITING A RANT

USE THIS RUBRIC TO GIVE YOUR PARTNER FEEDBACK AS S/HE SPEAKS:

CRITERIA	4	3	2	1
Your opening was engaging				
Your opening made your topic clear				
Your ideas are focused and organized				
Your ideas are fully developed				
You used verbal irony effectively				
You used powerful diction and strong verbs				
Your closing was effective – you left the listener with something to think about				
Your volume was perfect—not too loud, not too soft				
Your pace was perfect –not too fast, not too slow				
You used your voice for emphasis				
You used body language for emphasis				
You maintained eye contact throughout your speech				

- 4 – consistently – it was perfect all the way through
- 3 – most of the time – you had one or two slips but it was mostly great
- 2 – sometimes – you made an effort but need to be more attentive
- 1 – almost never – keep working on it

After the rant has been delivered, discuss your feedback with your partner. Pick two or three areas for them to work on and try again. For example, they might try the opening several times until it is delivered powerfully. They might deliver a portion of the speech again to practice eye contact, volume or body language.

